

IS THERE HIDDEN MEANING BEHIND
YOUR BIRTH DATE AND MOBILE NUMBER?

≈ Speed Learning
NUMEROLOGY

NUMBERS PAST AND PRESENT WITH
THE LO SHU SQUARE

4	9	2
3	5	7
8	1	6

Heart

Spirit

JULIAN MOORE

INCLUDES DOWNLOADABLE FLASH CARDS

Speed Learning Numerology

Numbers Past And Present

With The Lo Shu Square

PDF Edition

Includes 10 flash cards to help you learn the numbers - see link at back of book

Sign up to our mailing list
and get three free ebooks too!

See website for more details
www.thecoldreadingcompany.co.uk

THIS MANUSCRIPT

Copyright 2012 Julian Moore

julian@thecoldreadingcompany.co.uk
www.thecoldreadingcompany.co.uk

**Other books in the 'Speed Learning' series
by Julian Moore**

Palmistry - Palm Readings In Your Own Words

Graphology - The Art Of Handwriting Analysis

Cartomancy - Fortune Telling With Playing Cards

The James Bond Cold Reading

www.thecoldreadingcompany.co.uk

CONTENTS

Introduction 5

The Method 6

Drawing The Lo Shu Magic Square 8

The Reading 10

Grid One - Birthdate 11

The Arrows Of Pythagoras 13

The Arrow Columns 14

The Arrow Rows 17

Arrow Diagonals 19

The Arrows Of Pythagoras Recap 21

Arrow Examples 24

Grid And Arrow Exercises 26

Grid Two - Lucky numbers 29

Comparing Grids One And Two 31

Grid Three - Mobile phone number 33

Comparing The Arrows On All Three Grids 35

Three Grid Exercises 37

Number Meanings 39

Learning The Numbers 45

1 The Power Of One - I Stand Alone - Beginnings 47

2 Me And You - Two's Company - Cooperation 48

3 We Create Life - Three's a crowd - Expansion 48

4 We Make A Home - These four walls - Security 49

5 The Family Grows - Five alive - Activity 49

6 The Child Learns To Communicate - Six is social - Communication 50

7 The Child Asks Big Questions - Seventh heaven - Spirituality 50

8 The Child Is Inspired To Leave Home - Eight through the gate - Inspiration 51

9 He Makes A Difference - Plan Nine (From Outer Space) - Changes 51

10 He Becomes Successful - Ten out of ten - Success 52

1-3 : I Stand Alone / Two's Company / Three's A Crowd 54

4-7 : These Four Walls / Five Alive / Six Is social / 7th Heaven 54

8-10 : Eight Through The Gate / Plan Nine / Ten Out Of Ten 55

Flash Cards 55

Good Luck! 56

Introduction

As long as there have been numbers, there have been Numerology systems. How can the numbers that appear in our lives not be interwoven with our destiny in one way or another?

Whether the numbers we find in our travels have any significance or not, it's hard to argue that they have no relevance at all. All these numbers must mean something.

This book teaches you a simple to use but highly effective numerology system that you can perform on anyone at any time. Hopefully by the time you have finished this book you will have learned an entertaining new skill that you will love to show people and that people will enjoy having done for them.

Like all my books this a very practical tutorial. Follow the book to the end, do the exercises, commit the ideas to memory and work it through. By the end of the book you will be able to give people extremely interesting numerology readings at the drop of a hat. Keep at it and stay focused, this book is about learning a new skill and with any luck you'll hardly ever have to refer back to it again.

The Method

The numerology system outlined in this book is based on the Lo Shu Square. The Lo Shu Square has been around for centuries, and is in fact a 3 X 3 magic square. A magic square is a symmetrical number grid whose numbers add up to the same number in all directions, both vertically and diagonally. This number is known as the square's 'magic number'. In the case of the Lo Shu Square and the numbers from 1 to 9, the Lo Shu Square's magic number is 15.

Here is the Lo Shu Magic Square. Add up the numbers in any direction and you will find they always add up to 15.

4	9	2
3	5	7
8	1	6

When we give a numerology reading for someone we will create a blank grid and fill it with a variety of numbers taken from their personal life such as their birthdate, numbers that they have noticed in their lifetime and also their mobile telephone number. We use the

Lo Shu Magic Square as a reference so we know where to put these numbers on the grid. By taking the numbers they were born with, the numbers they have lived with and their most recent phone number we can see how a person's numbers have changed over the years and create some kind of meaning from this to give a reading.

Most numerology systems focus exclusively on a person's date of birth for use in a reading, and I have always felt that this was a somewhat static approach.

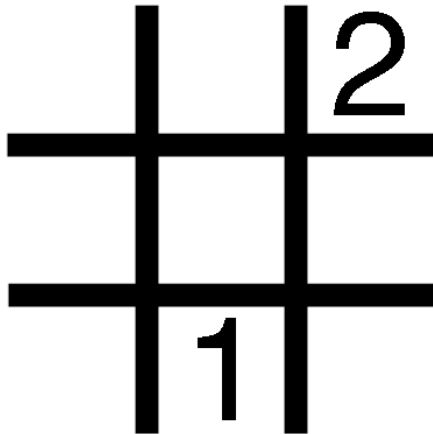
By using numbers from the past to the present we can get a much better idea of how certain numbers have flowed through someone's life. We can see the numbers that someone was born with, the numbers that have influenced them, and the numbers that are in the person's life right now.

This gives us a lot of scope for comparison during the reading and enables us to create interesting discussions about the person's journey - how it started, where it's been and where it's headed.

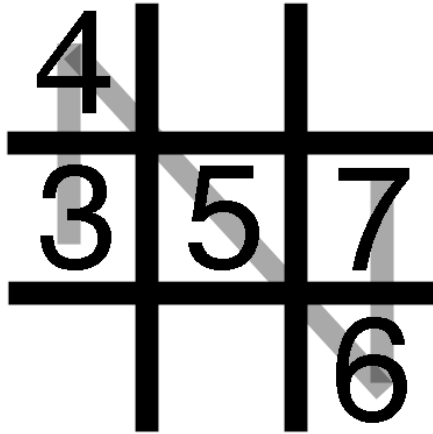
Drawing The Lo Shu Magic Square

As the numerology system taught in this book uses the Lo Shu Magic Square as its basis, the first thing you've got to learn is how to draw this square from memory. It's pretty easy, and it's a fun thing to teach people while you're giving someone a numerology reading for the first time. Most people find it quite intriguing.

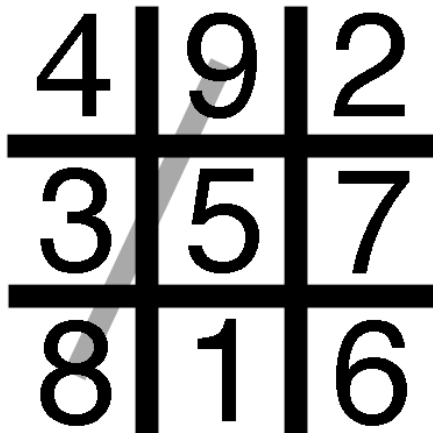
First, draw a naughts and crosses / tic tac toe grid on a piece of paper. Then, fill in the numbers one and two as follows:



Then fill in the numbers 3 to 7, remembering the shape:



Then add the 8 and the 9, which follow the same pattern as the 1 and the 2, but shifted to the left.



That's it! It couldn't be simpler. Try drawing a few Lo Shu Squares from memory, it won't take long and you should have it down within a couple of tries.

The Reading

We are going to be creating three grids when we come to give a reading for someone, so of course you're going to need a pen and paper. When you start the reading I suggest you first write the person's name at the top of the paper, and then draw a Lo Shu Magic Square in the top right hand corner. Don't draw it too big as this is only going to be your reference for where to put the person's numbers.

Drawing the Lo Shu Magic Square is an interesting way to start a reading, and talking about the square and its magical properties can help put people at ease and help you get to know them a little. You'd be surprised how many people never forget how to draw a magic square once you've shown them how.

The first grid will be created using numbers from the person's birthdate. The second will use numbers that have occurred in their life, and the last grid will use their most recent set of numbers - those from their mobile phone number.

By drawing three grids we can see how someone's numbers started in their life and how they have progressed to reach the present day. This gives a much more interesting reading than simply giving a reading based on a person's birthdate and has the added bonus of bringing the reading right up to the present moment, something sorely lacking in most numerology systems. People like to talk about their past but they also want to know what's happening right now. This system gives them that information.

Grid One - Birthdate

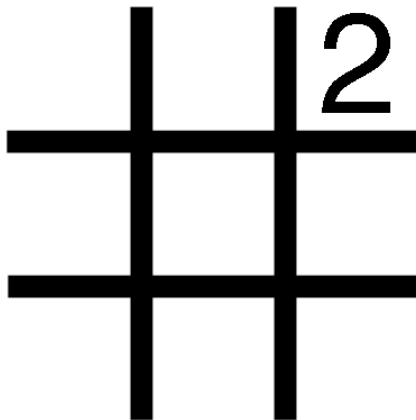
The first grid we're going to create is based around the person's birthdate. Draw an empty 3 X 3 grid and ask for the person's date of birth. We are going to write this down in full underneath the first empty grid using numbers only.

For instance if you met someone whose birthday was the 2nd of October 1967 you would write:

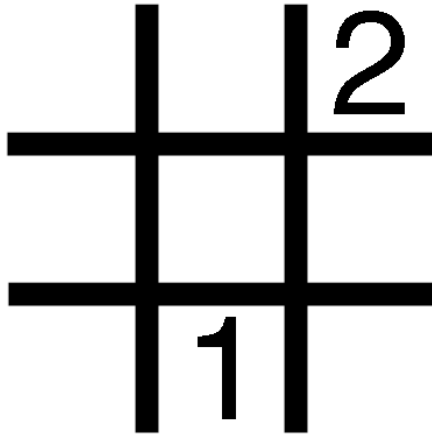
2 10 1967

Then, ignoring the zeros, we take each number from the birthdate in order from left to right and write them in on the blank square, using the Lo Shu Magic Square we drew at the start as a reference for where each number needs to go.

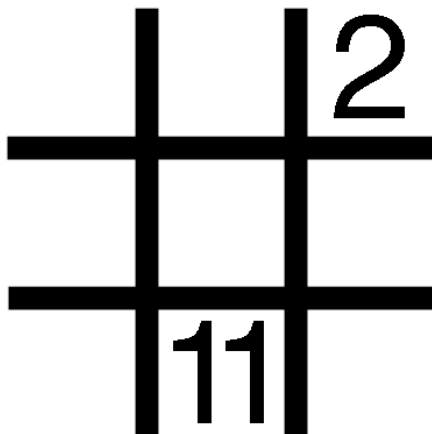
For instance, the first number in the person's birthdate is the number 2 and in the Lo Shu Magic Square the number 2 is in the top right corner, so on our blank grid we write the number 2 in the top right corner thus:



The next number in the person's birthdate is a 1, and we can see from looking at the Lo Shu Magic Square that number one's go in the bottom middle section like so:



The next number is a zero. In numerology we ignore zeros. So we move on to the next 1 in the person's birthdate, and write that alongside the previous one like this:



Keeping this method in mind, we then fill in the 9, 6 and 7, continuing to use the Lo Shu Magic Square as our reference so we end up with a grid, created entirely from someone's birthdate, that looks something like this:

	9	2
		7
	11	6

So we have our first square, but what does it mean? Let's talk about arrows.

The Arrows Of Pythagoras


Before we even look at what the numbers on the chart mean, we can see that some rows on our first grid are filled with numbers and some rows are empty - a bit like a game in progress of Tic Tac Toe or Naughts And Crosses - except instead of X's and O's we're looking at numbers.

We can see that there's an empty column on the left hand side, and a full column of numbers on the right hand side. Whenever we see a column or row of numbers we call it a positive arrow, and when we see

an empty column or row we call it a negative arrow. We draw normal arrows to indicate positive arrows and dotted arrows to indicate negative arrows.

The Arrow Columns

The columns indicate how someone leads their life and are named from left to right: Thought, Will and Outlook



* **TOP TIP:** The first letters of the arrow column names - Thought, Will and Outlook - spell the word 'TWO' so this makes remembering the column meanings very easy. When you first start giving readings it may help you to write the word 'TWO' under each grid, one letter per column.